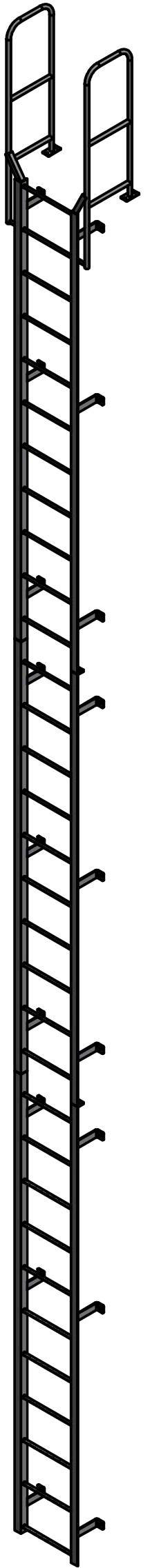
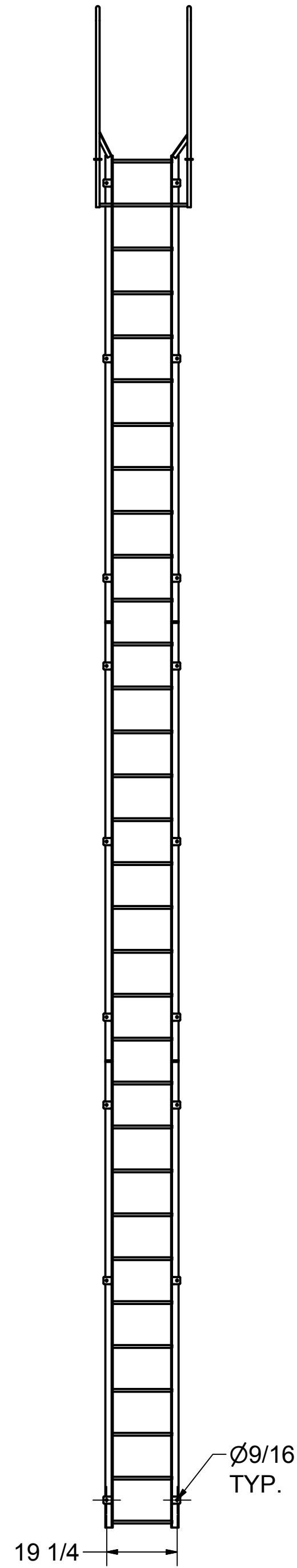
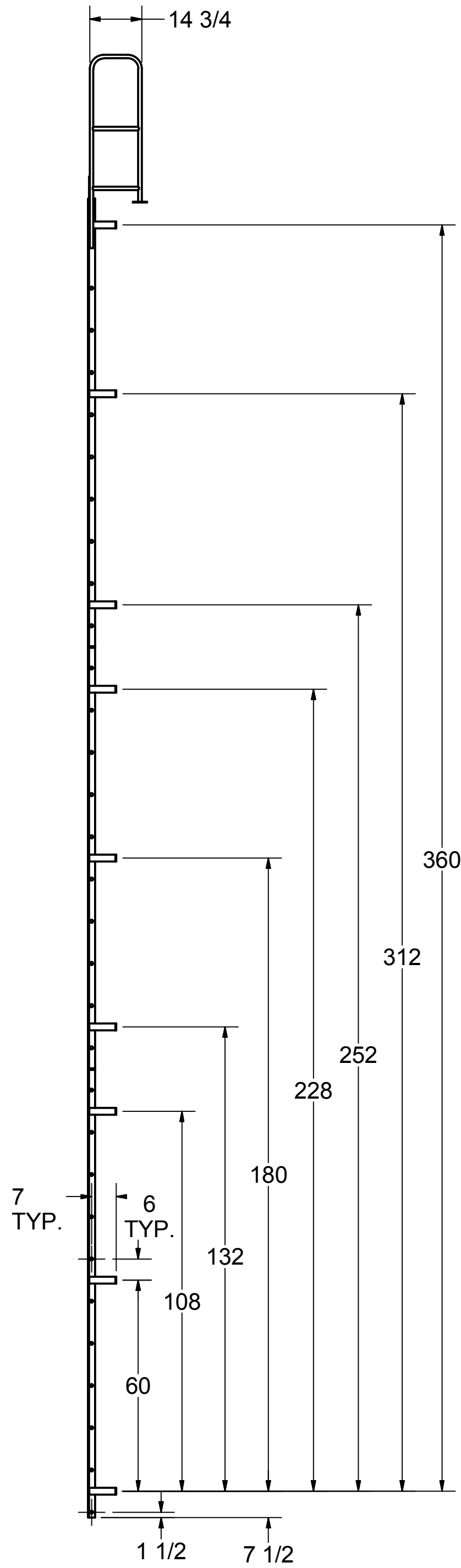
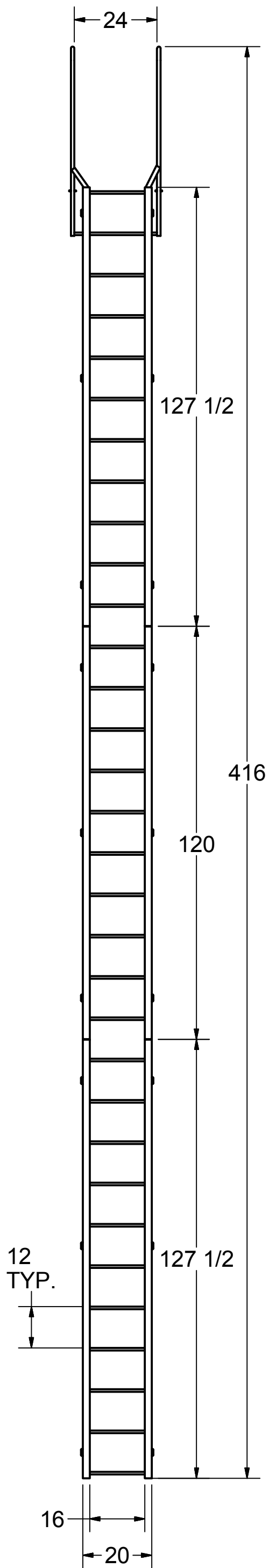


DETAIL A



NOTE:
STANDOFF BRACKET LOCATIONS
ARE $\pm 1"$.
DO NOT PREDRILL HOLES IN THE
STRUCTURE.
HOLES SHOULD BE MATCH DRILLED
TO INSURE PROPER ALIGNMENT



DRAWN GB	7/9/2015	Cotterman® <small>Division of Material Control, Inc. 130 Seltzer Road, Croswell, Michigan 48422 U.S.A.</small>	
CHECKED			
APPROVED		TITLE	
PART D0570360 F32W FOR CATALOG		F32W	
<small>THIS PRINT IS PROPERTY OF COTTERMAN® COMPANY, AND MAY NOT BE USED IN WHOLE OR PART WITHOUT WRITTEN PERMISSION.</small>		<small>Drawing is computer generated, and print might not be to scale</small>	
		<small>SIZE</small> C	<small>DWG NO</small> D0570360 F32W FOR CATALOG.dwg
		<small>DIMENSIONS IN INCHES UNLESS NOTED</small>	
		<small>REVISION</small> A	
		<small>SHEET 1 OF 1</small>	